







## Aluminum Continuous Geared Hinges

Stanley Hospital Tip Caps assist in preventing the hanging of objects on the tip of the hinge. Our hospital tip caps provide a custom fit for each hinge model ensuring the ideal look and functionality. All models are designed to mitigate ligature points whether the door is in the open or closed state.

Full Mortise models (661HD and 662HD) and Full Surface models (664HD and 665HD) ship with factory installed hospital tip caps. The Half Surface model (663HD) is shipped with an in-box safety wedge, for installation at the job site.

Full Mortise	Full Surface
 <p data-bbox="250 1121 402 1142">Closed Position</p> <p data-bbox="513 1121 651 1142">Open Position</p>	 <p data-bbox="969 1121 1122 1142">Closed Position</p> <p data-bbox="1209 1121 1347 1142">Open Position</p>
661HD	664HD
	
662HD	665HD
	



Traditional Hospital Tip sloped barrel option (HTCUT) is still available on models 661HD and 662HD.

The Hospital Tip Cap (HTCAP) option is available only on the above noted Aluminum Continuous Geared Hinge models, and cannot be furnished on commercial grade butt hinges or pin and barrel continuous hinges.

## Ordering options:

### Finishes

Clear Aluminum (AL)  
Dark Bronze (DB)  
Flat Black (BK)

### Lengths:

79", 83", 85", 95", 120"

\*Custom lengths also available