


QDC100 Door Closers




Versatility and durability for a wide variety of high-traffic applications.

We designed and engineered the QDC100 series with ultimate durability and versatility in mind. With cast iron construction, retrofit-compatible features, and a wide array of options, STANLEY Commercial Hardware QDC100 closers offer peak performance in the toughest applications over the long term. When you need a closer that delivers premium performance and flexibility and can withstand heavy use, trust the QDC100.




Reliable strength and performance in an easy-to-install design.

STANLEY Commercial Hardware's QDC100 series provides the strength and versatility institutional and industrial markets demand. Built with rugged materials and designed for easy customization and retrofit, the QDC100 delivers lasting security for even the most rigorous applications.




QDC100 Extra Heavy Duty Exit Device Specifications	
Certifications	ANSI/BHMA A156.4 Series—Grade 1 ANSI A117.1 Accessibility Code (ADA Compliant) UL/cUL listed (3 hour) for self-closing UL10c positive pressure rated UL10b pressure rated
Materials	Body: Cast iron Covers: Metal and plastic available Arms & brackets: Tri-pack standard; additional heavy-duty arms optional Arms: Heat-treated carbon steel Springs: High-impact hand-drawn steel wire Pinions: Heat-treated chrome molybdenum steel Cylinders: Heat-treated free-cutting carbon steel Fasteners: Wood and machine screws standard; sex nuts and self-reaming, self-tapping screws standard
Door Weights and Sizes	BF option required to meet ADA compliance for standard arm and top jamb applications. 1: 33-55 lbs (15-30 kg) weight; 32" (0.81 m)-28" (0.71 m) width 2: 56-99 lbs (30-45 kg) weight; 36" (0.91 m)-32" (0.81 m) width 3: 99-143 lbs (45-65 kg) weight; 42" (1.07 m)-36" (0.91 m) width 4: 143-187 lbs (65-85 kg) weight; 48" (1.22 m)-42" (1.07 m) width 5: 187-264 lbs (85-120 kg) weight; 54" (1.37 m)-48" (1.22 m) width 6: 264-330 lbs (120-150 kg) weight; 58" (1.47 m)-54" (1.32 m) width 50% spring power adjustment over size 6
Door Closer Functions	QDC111: Tri-pack arm (non-handed) QDC112: Tri-pack arm with hold-open (non-handed) QDC113: Extra heavy-duty arm with compression stop (non-handed) QDC114: Extra heavy-duty arm with hold-open and compression stop (non-handed) QDC115: Extra heavy-duty arm (non-handed) QDC116: Extra heavy-duty arm with hold-open (handed) QDC117: Extra heavy-duty arm with stop (non-handed) QDC118: Extra heavy-duty arm with hold-open and stop (non-handed) QDC119: Extra heavy-duty arm with spring stop (non-handed) QDC120: Extra heavy-duty arm with hold-open and spring stop (non-handed)
Finishes	689: Painted Aluminum 690: Painted Duranodic Bronze 696: Painted Satin Brass
Warranties	Lifetime mechanical Three-year finish



689: Painted Aluminum

690: Painted Duranodic Bronze

696: Painted Satin Brass



Features

STANLEY Commercial Hardware QDC100

- **Ultimate durability.** With cast iron body construction, cold-forged pinion shaft, and forged steel arms, the QDC100 stands up to heavy use over the long term.
- **Easy to retrofit.** There's no need to re-prepare your door. The QDC100 has the same footprint, bolt pattern, and rounded cover as the LCN4040 so it's a simple off-and-on exchange.
- **Industry-leading warranty.** Each QDC100 closer comes with a lifetime mechanical warranty and a three-year warranty on finish.
- **Exceeds certification standards.** The QDC100 is BHMA/ANSI Grade 1 certified, and significantly exceeds performance requirements. These closers are fully adjustable, with a barrier-free option to meet ADA requirements.
- **Outstanding versatility.** We engineered the QDC100 series with all-weather fluid, a variety of arm types and stop options, and non-handed and universal mount design, to make it easy to stock and use in a wide variety of applications.
- **Premium performance standard.** Get premium performance options like delayed action and a back check valve standard with the QDC100 series.
- **Proactive solutions.** Innovative construction features like stacked valves prevent oil leaks from screws being accidentally backed out too far.
- **Short lead time.** QDC100 closers are available for immediate shipment.

For your heaviest use applications, where strength and durability are paramount, choose STANLEY Commercial Hardware's versatile, reliable QDC100 Series—backed by the name more Americans trust.